



Dianna Spieker
Tom Green County Treasurer

FY 2022 Investment Quarterly Report
Ending June 2022

THE STATE OF TEXAS ()
COUNTY OF TOM GREEN ()
AFFIDAVIT ()

Pursuant to GC 2256.023 I, Dianna M Spieker, Tom Green County Treasurer and Investment Officer do hereby submit The Quarterly Investment Report. The Treasurer's Books and the Auditor's General Ledger agree. The Investment Statements are reconciled monthly.

All investments are in compliance with both the Public Funds Investment Act and the Tom Green County Investment Policy. The investment strategy is passive, which maintains a liquid cash flow and safety of the investment as priorities. As your Treasurer I keep a watchful eye to ensure that the "return of our principal" takes precedent over the "return on our principal". {GC 2256.023}


The following sections contain the summary statement of each pooled fund group that states the beginning market value and the ending market value along with the fully accrued interest. For the purposes of Local Investment Pools and Certificates of Deposit the market value and the book value approximate to the same value. The Tom Green County Investment Officer has no control or authority in the decisions of said Investment Pools as to how the investments are diversified. Wells Fargo and Texas State bank follow the directive that all certificates of deposit shall be at a federally insured depository institution and the full amount of the principal and accrued interest is insured by the United States.

Furthermore, The Investment Pools are in compliance with GC 2256.016 and specifically to the reporting requirements of sections(c) (1) and (2). The Certificates of Deposit are in compliance with GC 2256.010


As a matter of internal accounting procedure, any interest earned that is posted by financial institutions to our accounts on the last business day of the month may not be included in the combined statement of receipts and disbursements until the following month. These amounts are disclosed in this report.

Therefore, Dianna Spieker, County Treasurer of Tom Green County, Texas, who being fully sworn, upon oath says that the within and foregoing report is true and correct to the best of her knowledge.

Filed with accompanying vouchers this, the **9th day of August, 2022.**


Dianna Spieker, Treasurer, Tom Green County / Date


Commissioners' Court having reviewed the Investment Quarterly Report as presented, hereby approve the report and request that it be filed with the official minutes of this meeting. In addition, the below signatures affirm that the Investment Report complies with statutes as referenced. {GC 2256.023} and the affidavit states the ending quarterly balance of investments that are in the custody of the county treasurer equals: **\$58,524,043.94.**


County Judge Stephen C. Floyd


Commissioner Ralph Hoelscher- Pct. #1


Commissioner Sammy Farmer- Pct. #2


Commissioner Rick Bacon - Pct. #3


Commissioner Bill Ford - Pct. #4

Investment Quarterly Report

*Prepared by Dianna Spieker, Tom Green County Treasurer
And Investment Officer*

Table of Contents

Internal Management and Investment Strategy Disclosure	
Trial Balance for Investments By Fund	Page <u>4</u>
Investment Pools - Beginning and Ending Market/Book Value and Portfolio Diversification	Page <u>6</u>
Interest Booked for Investments	Page <u>8</u>
Investments Held and Interest Accrued	Page <u>17</u>

Investment Pools GC 2256.023 (b) (4)

Daily Liquidity Pools include Texas Class, Texpool and Texpool Prime. Funds can be deposited and withdrawn on a daily basis

Certificates of Deposits (CD's) Investments GC 2256.023 (b) (5)(6)

CD's are held Texas State Bank and/or Wells Fargo.
Funds are not immediately available – best practice is wait until maturity. If needed investments can be sold to access the funds

Securities Investments GC 2256.023 (b) (5)

At this time Tom Green County has no investments in this category.
Funds are not immediately available – best practice is wait until maturity. If needed investments can be sold to access the funds

Trollinger Estate Investments not subject to GC 2256

The Estate of Sally Hunter Trollinger Filed 12/27/2000
County Court Cause No. OOP542

County Clerk Records Volume 401 Beginning Page 621

Various oil, gas and mineral royalty interests were bequeathed to Tom Green County to be used for the Library of Tom Green County. Only working interest is the Yates Field, which is continuing to produce positive cash flow.

These holdings will be held until such time as the Commissioners' Court deems it prudent to divest said holdings.

Internal Management Reports

Government Code Sec. 2256.023. INTERNAL MANAGEMENT REPORTS. (a) Not less than quarterly, the investment officer shall prepare and submit to the governing body of the entity a written report of investment transactions for all funds covered by this chapter for the preceding reporting period.

(b) The report must:

- (1) describe in detail the investment position of the entity on the date of the report;
- (2) be prepared jointly by all investment officers of the entity;
- (3) be signed by each investment officer of the entity;
- (4) contain a summary statement of each pooled fund group that states the:
 - (A) beginning market value for the reporting period;
 - (B) ending market value for the period; and
 - (C) fully accrued interest for the reporting period;
- (5) state the book value and market value of each separately invested asset at the end of the reporting period by the type of asset and fund type invested;
- (6) state the maturity date of each separately invested asset that has a maturity date;
- (7) state the account or fund or pooled group fund in the state agency or local government for which each individual investment was acquired; and
- (8) state the compliance of the investment portfolio of the state agency or local government as it relates to:
 - (A) the investment strategy expressed in the agency's or local government's investment policy; and
 - (B) relevant provisions of this chapter.


(c) The report shall be presented not less than quarterly to the governing body and the chief executive officer of the entity within a reasonable time after the end of the period.

(d) If an entity invests in other than money market mutual funds, investment pools or accounts offered by its depository bank in the form of certificates of deposit, or money market accounts or similar accounts, the reports prepared by the investment officers under this section shall be formally reviewed at least annually by an independent auditor, and the result of the review shall be reported to the governing body by that auditor.

Statement of Investment Strategy

All investments are in compliance with both the Public Funds Investment Act and the Tom Green County Investment Policy. The investment strategy is passive, which maintains a liquid cash flow and safety of the investment as priorities. As your Treasurer I keep a watchful eye to ensure that the “return of our principal” takes precedent over the “return on our principal”. {GC 2256.023}

TOM GREEN COUNTY



ACCOUNT SUMMARY TRIAL BALANCE FOR FY22/APR TO JUN

FUND 0001

April 2022

June 2022

ACCOUNT ACCOUNT NAME	BEG. BALANCE	ORG	DEBITS	CREDITS	NET CHANGE	END BALANCE
0001 11513 CERTIFICATE OF DEPOSITS	3,935,617.99	0001	4,739.50	504,232.48	-499,492.98	3,436,125.01
0001 11513 WELLS CERTIFICATE OF DEPOSITS	.00	0001	6,911,000.00	.00	6,911,000.00	6,911,000.00
0001 11515 TEXAS CLASS	27,599,747.02	0001	2,517,929.23	9,000,326.61	-6,482,397.38	21,117,349.64
0001 11517 TEXPOOL INVESTMENTS	5,252,917.23	0001	4,778.78	3,000,000.00	-2,995,221.22	2,257,696.01
0001 11518 TEXPOOL PRIME INVESTMENTS	5,257,713.74	0001	10,623.16	.00	10,623.16	5,268,336.90
TOTALS FOR FUND 0001						
GENERAL FUND	42,045,995.98		9,449,070.67	12,504,559.09	-3,055,488.42	38,990,507.56
0078 BAIL BOND COLLATERAL						
0078 11513 CERTIFICATE OF DEPOSITS	460,000.00	0078	.00	.00	.00	460,000.00
0078 11515 CLEAR TEXAS CLASS	200,057.66	0078	264.47	.00	264.47	200,322.13
0078 11515 JENKI TEXAS CLASS	20,006.35	0078	26.46	.00	26.46	20,032.81
0078 11515 QUICK TEXAS CLASS	27,008.48	0078	35.68	.00	35.68	27,044.16
TOTALS FOR FUND 0078						
BAIL BOND COLLATERAL	707,072.49		326.61	.00	326.61	707,399.10
0120 2018 COB CAPITAL PROJECTS						
0120 11515 TEXAS CLASS	144,981.81	0120	193.73	145,175.54	-144,981.81	.00
TOTALS FOR FUND 0120						
2018 COB CAPITAL PROJECTS	144,981.81		193.73	145,175.54	-144,981.81	.00
0699 BLOCK GRANTS						
0699 11515 21011 TEXAS CLASS	6,578,114.65	0699	11,576,601.50	2,329,014.34	9,247,587.16	15,825,701.81
0699 11518 21011 TEXPOOL PRIME INVESTMENTS	3,000,435.47	0699	.00	.00	.00	3,000,435.47
TOTALS FOR FUND 0699						
BLOCK GRANTS	9,578,550.12		11,576,601.50	2,329,014.34	9,247,587.16	18,826,137.28
REPORT TOTALS	52,476,600.40		21,026,192.51	14,978,748.97	6,047,443.54	58,524,043.94

** END OF REPORT - Generated by DIANNA SPIEKER **

4

Tom Green County Investment Report

Fiscal Year	Sep-21	Oct-21	Nov-21	Dec-21	Jan-22	Feb-22	Mar-22	Apr-22	May-22
-------------	--------	--------	--------	--------	--------	--------	--------	--------	--------

Beginning and Ending Market Value/Book Value - Tom Green County

Texas Class	\$ 21,315,722.89	\$ 18,316,438.22	\$ 18,317,249.57	\$ 18,318,326.73	\$ 21,415,935.66	\$ 31,322,843.48	\$ 34,330,885.02	\$ 34,344,205.55	\$ 30,366,449.95
Texpool	\$ 5,252,005.57	\$ 5,252,168.85	\$ 5,252,168.85	\$ 5,252,332.86	\$ 5,252,662.58	\$ 5,252,917.23	\$ 5,253,602.69	\$ 5,254,916.48	\$ 5,257,696.01
Texpool Prime	\$ 8,255,231.08	\$ 8,256,111.22	\$ 8,256,111.22	\$ 8,256,131.66	\$ 8,257,428.94	\$ 8,258,149.21	\$ 8,260,054.30	\$ 8,263,070.39	\$ 8,268,772.37

Portfolio Diversification Texas Class

Information Provided by Texas Class

Certificates of Deposit Bank Deposits	1.01%	1.10%	1.04%	1.01%	0.75%	1.01%	1.23%	0.82%	0.38%
Commercial Paper	85.78%	84.95%	86.65%	78.49%	85.24%	87.28%	86.02%	83.75%	90.52%
Money Market Funds	2.08%	1.58%	1.75%	12.70%	6.60%	4.18%	4.97%	7.95%	0.80%
Repurchase Agreements	8.69%	9.00%	9.26%	7.80%	7.31%	7.53%	7.78%	7.48%	8.30%
Treasuries	2.44%	3.37%	1.30%	0.00%	0.10%	0.00%	0.00%	0.00%	0.00%
Total Percentage of Portfolio	100.00%	100.00%	100.00%	100.00%	100.00%	100.00%	100.00%	100.00%	100.00%

Portfolio Diversification TexPool

Information Provided by Texpool

Agencies	17.30%	18.40%	18.50%	17.50%	25.50%	24.60%	35.70%	38.80%	41.20%
Repurchase Agreements	32.50%	30.00%	36.70%	32.20%	29.60%	29.30%	24.20%	21.30%	20.00%
Treasuries	44.20%	45.50%	38.50%	40.40%	39.30%	39.30%	37.10%	27.00%	25.40%
Money Market Funds	6.00%	6.10%	6.30%	9.90%	5.60%	6.80%	3.00%	12.90%	13.40%
Total Percentage of Portfolio	100.00%	100.00%	100.00%	100.00%	100.00%	100.00%	100.00%	100.00%	100.00%

Portfolio Diversification TexPool PRIME

Information Provided by Texpool Prime

Commercial Paper	61.10%	70.10%	70.60%	61.30%	77.50%	75.40%	75.50%	73.60%	69.10%
Repurchase Agreements	18.90%	14.40%	15.80%	12.70%	3.80%	2.50%	3.50%	3.40%	4.30%
Variable Rate Notes	2.30%	1.20%	2.60%	2.40%	3.00%	8.10%	12.60%	14.50%	17.70%
Money Market Funds	9.60%	10.00%	9.60%	15.20%	8.50%	7.30%	7.40%	7.50%	7.80%
Government	8.10%	4.30%	1.40%	8.40%	7.20%	6.70%	1.00%	1.00%	1.10%
Total Percentage of Portfolio	100.00%	100.00%	100.00%	100.00%	100.00%	100.00%	100.00%	100.00%	100.00%

Texas State Bank Trust -CD's

Interest Earned	1,064.66	985.89	1,599.94	779.54	803.76	636.88	934.50	1,106.38	2,683.68
Dividend Earned	0.12	0.25	5.38	3.91	2.57	0.19	1.71	11.44	1.79
Trust Fees	(476.41)	(476.47)	(437.28)	(383.49)	(360.70)	(360.74)	(360.77)	(360.82)	(360.89)
Net Earnings	588.37	509.67	1,168.04	399.96	445.63	276.33	575.44	757.00	2,324.58

Texas State Bank Trust -CD's

Market Value	5,197,818.36	4,770,328.03	4,183,496.07	3,934,896.03	3,935,341.66	3,935,617.99	3,936,193.43	3,936,950.43	3,685,125.01
Difference = Net Earnings (above)	Previous FY	509.67	1,168.04	399.96	445.63	276.33	575.44	757.00	2,324.58
		Redeemed CD	Redeemed CD	Redeemed CD					Redeemed CD
		\$ 249,000.00	\$ 249,000.00	\$ 249,000.00					249,000.00
		\$ 179,000.00	\$ 249,000.00						
			\$ 50,000.00						

Wells Fargo -CD's

Interest Earned	0.00	0.00	0.00	0.00	0.00	0.00	0.00	0.00	0.00
Dividend Earned	0.00	0.00	0.00	0.00	0.00	0.00	0.00	0.00	0.00
Trust Fees	0.00	0.00	0.00	0.00	0.00	0.00	0.00	0.00	0.00
Net Earnings	0.00	0.00	0.00	0.00	0.00	0.00	0.00	0.00	0.00

Wells Fargo -CD's

Market Value	0.00	0.00	0.00	0.00	0.00	0.00	0.00	0.00	3,439,414.16
Difference = Net Earnings (above)	Previous FY	0.00	0.00	0.00	0.00	0.00	0.00	0.00	0.00

Fiscal Year	Jun-22	Jul-22	Aug-22	Sep-22
-------------	--------	--------	--------	--------

Beginning and Ending Market Value/Book Value

Texas Class	\$ 36,977,221.05	\$ -	\$ -	\$ -
Texpool	\$ 4,557,815.15	\$ -	\$ -	\$ -
Texpool Prime	\$ 8,269,044.92	\$ -	\$ -	\$ -

Portfolio Diversification Texas Class

Certificates of Deposit Bank Deposits	0.29%	0.00%	0.00%	0.00%
Commercial Paper	90.66%	0.00%	0.00%	0.00%
Money Market Funds	1.75%	0.00%	0.00%	0.00%
Repurchase Agreements	7.30%	0.00%	0.00%	0.00%
Treasuries	0.00%	0.00%	0.00%	0.00%
Total Percentage of Portfolio	100.00%	0.00%	0.00%	0.00%

Portfolio Diversification TexPool

Agencies	41.50%	0.00%	0.00%	0.00%
Repurchase Agreements	27.50%	0.00%	0.00%	0.00%
Treasuries	22.90%	0.00%	0.00%	0.00%
Money Market Funds	8.10%	0.00%	0.00%	0.00%
	100.00%	0.00%	0.00%	0.00%

Portfolio Diversification TexPool PRIME

Commercial Paper	58.60%	0.00%	0.00%	0.00%
Repurchase Agreements	16.90%	0.00%	0.00%	0.00%
Variable Rate Notes	15.60%	0.00%	0.00%	0.00%
Money Market Funds	7.80%	0.00%	0.00%	0.00%
Government	1.10%	0.00%	0.00%	0.00%
	100.00%	0.00%	0.00%	0.00%

Texas State Bank Trust -CD's

Interest Earned	2,305.57	0.00	0.00	0.00
Dividend Earned	4.84	0.00	0.00	0.00
Trust Fees	(337.80)	0.00	0.00	0.00
Net Earnings	1,972.61	0.00	0.00	0.00

Texas State Bank Trust -CD's

Market Value	3,438,097.62	0.00	0.00	0.00
Difference = Net Earnings (above)	1,972.61	0.00	0.00	0.00
Redeemed CD	249,000.00			

Wells Fargo -CD's

Interest Earned	454.68	0.00	0.00	0.00
Dividend Earned	0.00	0.00	0.00	0.00
Trust Fees	0.00	0.00	0.00	0.00
Net Earnings	454.68	0.00	0.00	0.00

Wells Fargo -CD's

Market Value	6,877,429.81	0.00	0.00	0.00
Difference = Net Earnings (above)	454.68	0.00	0.00	0.00

(6)

Wells Fargo (Oper)

Texas Class (Annual Yield)

Interest Earned (Posted)	Interest Rate (Posted)	Interest Variance (Posted)	Fiscal	Interest Earned	Interest Rate	Interest Variance
\$ 1,216.36	0.1600%		Oct-21	\$ 715.33	0.0435%	
\$ 1,014.08	0.1600%	0.0000%	Nov-21	\$ 811.35	0.0539%	0.0104%
\$ 1,308.43	0.1600%	0.0000%	Dec-21	\$ 1,077.16	0.0692%	0.0153%
\$ 1,781.44	0.1600%	0.0000%	Jan-22	\$ 1,775.19	0.0965%	0.0273%
\$ 1,715.04	0.1600%	0.0000%	Feb-22	\$ 2,741.56	0.1229%	0.0264%
\$ 1,503.93	0.1600%	0.0000%	Mar-22	\$ 8,041.54	0.2857%	0.1628%
\$ 1,485.24	0.1600%	0.0000%	Apr-22	\$ 13,320.53	0.4720%	0.1863%
\$ 1,274.74	0.1600%	0.0000%	May-22	\$ 22,244.40	0.8130%	0.3410%
\$ 1,752.71	0.2300%	0.0700%	Jun-22	\$ 34,169.60	1.1577%	0.3447%
\$ -	0.0000%	0.0000%	Jul-22	\$ -	0.0000%	0.0000%
\$ -	0.0000%	0.0000%	Aug-22	\$ -	0.0000%	0.0000%
\$ -	0.0000%	0.0000%	Sep-22	\$ -	0.0000%	0.0000%
\$ 13,051.97	0.1678%		TTD	\$ 84,896.66	0.3460%	

* Wells Fargo Interest is only for the OPER Account - the Munis detail will include all bank accounts

Texpool (Avg NAV Monthly Rate)

Texpool Prime (Avg NAV Mthly Rate)

Interest Earned	Interest Rate	Interest Variance	Fiscal	Interest Earned	Interest Rate	Interest Variance
\$ 157.81	0.0353%		Oct-21	\$ 431.23	0.0615%	
\$ 164.08	0.0381%	0.0028%	Nov-21	\$ 448.91	0.0663%	0.0048%
\$ 167.55	0.0376%	-0.0005%	Dec-21	\$ 633.58	0.0904%	0.0241%
\$ 167.57	0.0376%	0.0000%	Jan-22	\$ 684.14	0.0975%	0.0071%
\$ 254.65	0.0632%	0.0256%	Feb-22	\$ 720.27	0.1137%	0.0162%
\$ 685.46	0.1536%	0.0904%	Mar-22	\$ 1,905.09	0.2716%	0.1579%
\$ 1,313.79	0.3042%	0.1506%	Apr-22	\$ 3,016.09	0.4443%	0.1727%
\$ 2,779.53	0.6228%	0.3186%	May-22	\$ 5,701.98	0.8125%	0.3682%
\$ 3,571.11	0.9996%	0.0000%	Jun-22	\$ 8,176.35	0.9996%	0.0000%
\$ -	0.0000%	0.0000%	Jul-22	\$ -	0.0000%	0.0000%
\$ -	0.0000%	0.0000%	Aug-22	\$ -	0.0000%	0.0000%
\$ -	0.0000%	0.0000%	Sep-22	\$ -	0.0000%	0.0000%
\$ 9,261.55	0.2547%		TTD	\$ 21,717.64	0.3286%	



ACCOUNT SUMMARY TRIAL BALANCE FOR FY22/APR TO JUN

FUND 0001

ACCOUNT NAME	BEG. BALANCE	ORG	DEBITS	CREDITS	NET CHANGE	END BALANCE
00013700 43701		00013700				
DEPOSITORY INTEREST	-5,037.55		88.91	3,030.95	-2,942.04	-7,979.59
00013700 43703		00013700				
CERTIFICATE OF DEPOSIT INTERES	-4,818.31		.00	5,194.18	-5,194.18	-10,012.49
00013700 43705		00013700				
TEXAS CLASS INTEREST	-6,898.62		.00	43,412.74	-43,412.74	-50,311.36
00013700 43707		00013700				
TEXPOOL INTEREST	-911.66		.00	4,778.78	-4,778.78	-5,690.44
00013700 43708		00013700				
TEXPOOL PRIME INTEREST	-2,918.13		.00	10,623.16	-10,623.16	-13,541.29
TOTALS FOR FUND 0001						
GENERAL FUND	-20,584.27		88.91	67,039.81	-66,950.90	-87,535.17
0005 ROAD & BRIDGE PRECINCT 1 & 3						
00053700 43701		00053700				
DEPOSITORY INTEREST	-346.10		.00	270.42	-270.42	-616.52
TOTALS FOR FUND 0005						
ROAD & BRIDGE PRECINCT 1 & 3	-346.10		.00	270.42	-270.42	-616.52
0006 ROAD & BRIDGE PRECINCT 2 & 4						
00063700 43701		00063700				
DEPOSITORY INTEREST	-229.41		.00	189.90	-189.90	-419.31
00063700 43712		00063700				
MINERAL INTEREST	.00		.00	300.01	-300.01	-300.01
TOTALS FOR FUND 0006						
ROAD & BRIDGE PRECINCT 2 & 4	-229.41		.00	489.91	-489.91	-719.32
0009 CAFETERIA PLAN TRUST						
00093700 43701		00093700				
DEPOSITORY INTEREST	-26.04		.00	17.38	-17.38	-43.42
TOTALS FOR FUND 0009						
CAFETERIA PLAN TRUST	-26.04		.00	17.38	-17.38	-43.42
0010 COUNTY LAW LIBRARY						
00103700 43701		00103700				
DEPOSITORY INTEREST	-90.38		.00	50.20	-50.20	-140.58
TOTALS FOR FUND 0010						
COUNTY LAW LIBRARY	-90.38		.00	50.20	-50.20	-140.58
0012 JUSTICE COURT TECHNOLOGY						
00123700 43701		00123700				
DEPOSITORY INTEREST	-17.08		.00	13.16	-13.16	-30.24
TOTALS FOR FUND 0012						
JUSTICE COURT TECHNOLOGY	-17.08		.00	13.16	-13.16	-30.24
0013 DISTRICT CLERK TECHNOLOGY FUND						
00133700 43701		00133700				



ACCOUNT SUMMARY TRIAL BALANCE FOR FY22/APR TO JUN

FUND 0013

ACCOUNT NAME	BEG. BALANCE	ORG	DEBITS	CREDITS	NET CHANGE	END BALANCE
DEPOSITORY INTEREST	-48.85		.00	27.78	-27.78	-76.63
TOTALS FOR FUND 0013						
DISTRICT CLERK TECHNOLOGY FUND	-48.85		.00	27.78	-27.78	-76.63
0015 LIBRARY DONATIONS						
00153700 43701		00153700				
DEPOSITORY INTEREST	-259.81		.00	164.64	-164.64	-424.45
TOTALS FOR FUND 0015						
LIBRARY DONATIONS	-259.81		.00	164.64	-164.64	-424.45
0016 COUNTY RECORDS MGMT FUND						
00163700 43701		00163700				
DEPOSITORY INTEREST	-8.70		.00	4.86	-4.86	-13.56
TOTALS FOR FUND 0016						
COUNTY RECORDS MGMT FUND	-8.70		.00	4.86	-4.86	-13.56
0018 COURTHOUSE SECURITY						
00183700 43701		00183700				
DEPOSITORY INTEREST	-14.85		.00	14.34	-14.34	-29.19
TOTALS FOR FUND 0018						
COURTHOUSE SECURITY	-14.85		.00	14.34	-14.34	-29.19
0019 COUNTY RECORDS MANAGEMENT						
00193700 43701		00193700				
DEPOSITORY INTEREST	-38.96		.00	22.46	-22.46	-61.42
TOTALS FOR FUND 0019						
COUNTY RECORDS MANAGEMENT	-38.96		.00	22.46	-22.46	-61.42
0021 CRISIS INTERVENTION DONATIONS						
00213700 43701		00213700				
DEPOSITORY INTEREST	-11.30		.00	6.29	-6.29	-17.59
TOTALS FOR FUND 0021						
CRISIS INTERVENTION DONATIONS	-11.30		.00	6.29	-6.29	-17.59
0022 LIBRARY BATES FUND						
00223700 43701		00223700				
DEPOSITORY INTEREST	-60.04		.00	34.12	-34.12	-94.16
TOTALS FOR FUND 0022						
LIBRARY BATES FUND	-60.04		.00	34.12	-34.12	-94.16
0023 DISTRICT/COUNTY CRT TECH FUND						
00233700 43701		00233700				
DEPOSITORY INTEREST	-10.64		.00	7.09	-7.09	-17.73

9

ACCOUNT SUMMARY TRIAL BALANCE FOR FY22/APR TO JUN

FUND 0030

ACCOUNT NAME	BEG. BALANCE	ORG	DEBITS	CREDITS	NET CHANGE	END BALANCE
TOTALS FOR FUND 0023						
DISTRICT/COUNTY CRT TECH FUND	-10.64		.00	7.09	-7.09	-17.73
0030 CNTY CLERK PRESERV & ARCHIVE						
00303700 43701		00303700				
DEPOSITORY INTEREST	-207.05		.00	134.99	-134.99	-342.04
TOTALS FOR FUND 0030						
CNTY CLERK PRESERV & ARCHIVE	-207.05		.00	134.99	-134.99	-342.04
0031 GUARDIANSHIP FUND						
00313700 43701		00313700				
DEPOSITORY INTEREST	-11.65		.00	7.21	-7.21	-18.86
TOTALS FOR FUND 0031						
GUARDIANSHIP FUND	-11.65		.00	7.21	-7.21	-18.86
0032 CNTY CLERK ARCHIVE						
00323700 43701		00323700				
DEPOSITORY INTEREST	-187.88		.00	122.13	-122.13	-310.01
TOTALS FOR FUND 0032						
CNTY CLERK ARCHIVE	-187.88		.00	122.13	-122.13	-310.01
0035 CHILD ABUSE PREVENTION						
00353700 43701		00353700				
DEPOSITORY INTEREST	-.14		.00	.03	-.03	-.17
TOTALS FOR FUND 0035						
CHILD ABUSE PREVENTION	-.14		.00	.03	-.03	-.17
0037 JUSTICE COURT SECURITY						
00373700 43701		00373700				
DEPOSITORY INTEREST	-93.19		.00	56.44	-56.44	-149.63
TOTALS FOR FUND 0037						
JUSTICE COURT SECURITY	-93.19		.00	56.44	-56.44	-149.63
0041 CA PRETRIAL DIVERSION FUND						
00413700 43701		00413700				
DEPOSITORY INTEREST	-30.04		.00	23.46	-23.46	-53.50
TOTALS FOR FUND 0041						
CA PRETRIAL DIVERSION FUND	-30.04		.00	23.46	-23.46	-53.50
0043 DA PRETRIAL DIVERSION FUND						
00433700 43701		00433700				
DEPOSITORY INTEREST	-58.56		.00	33.80	-33.80	-92.36

10

ACCOUNT SUMMARY TRIAL BALANCE FOR FY22/APR TO JUN

FUND 0045

ACCOUNT ACCOUNT NAME	BEG. BALANCE	ORG	DEBITS	CREDITS	NET CHANGE	END BALANCE
TOTALS FOR FUND 0043						
DA PRETRIAL DIVERSION FUND	-58.56		.00	33.80	-33.80	-92.36
0045 COUNTY ATTY FEE						
00453700 43701		00453700				
DEPOSITORY INTEREST	-3.30		.00	1.69	-1.69	-4.99
TOTALS FOR FUND 0045						
COUNTY ATTY FEE	-3.30		.00	1.69	-1.69	-4.99
0048 ELECTION CONTRACT SERVICES						
00483700 43701		00483700				
DEPOSITORY INTEREST	-103.08		.00	54.37	-54.37	-157.45
TOTALS FOR FUND 0048						
ELECTION CONTRACT SERVICES	-103.08		.00	54.37	-54.37	-157.45
0050 51ST DISTRICT ATTY FEE						
00503700 43701		00503700				
DEPOSITORY INTEREST	-2.00		.00	1.29	-1.29	-3.29
TOTALS FOR FUND 0050						
51ST DISTRICT ATTY FEE	-2.00		.00	1.29	-1.29	-3.29
0051 LATERAL ROAD						
00513700 43701		00513700				
DEPOSITORY INTEREST	-27.11		.00	16.59	-16.59	-43.70
TOTALS FOR FUND 0051						
LATERAL ROAD	-27.11		.00	16.59	-16.59	-43.70
0052 51ST DISTRICT ATTY FORFEITURE						
00523700 43701		00523700				
DEPOSITORY INTEREST	-474.57		.00	284.13	-284.13	-758.70
TOTALS FOR FUND 0052						
51ST DISTRICT ATTY FORFEITURE	-474.57		.00	284.13	-284.13	-758.70
0053 51ST DA OUTERCOUNTY						
00533700 43701		00533700				
DEPOSITORY INTEREST	-3.98		.00	4.92	-4.92	-8.90
TOTALS FOR FUND 0053						
51ST DA OUTERCOUNTY	-3.98		.00	4.92	-4.92	-8.90
0054 LOCAL PROVIDER PARTICIPATION						
00543700 43701		00543700				
DEPOSITORY INTEREST	-2,555.99		.00	2,471.37	-2,471.37	-5,027.36

11

ACCOUNT SUMMARY TRIAL BALANCE FOR FY22/APR TO JUN

FUND 0055

ACCOUNT ACCOUNT NAME	BEG. BALANCE	ORG	DEBITS	CREDITS	NET CHANGE	END BALANCE
TOTALS FOR FUND 0054						
LOCAL PROVIDER PARTICIPATION	-2,555.99		.00	2,471.37	-2,471.37	-5,027.36
0055 119TH DISTRICT ATTY FEE 00553700 43701						
DEPOSITORY INTEREST	-4.07	00553700	.00	1.69	-1.69	-5.76
TOTALS FOR FUND 0055						
119TH DISTRICT ATTY FEE	-4.07		.00	1.69	-1.69	-5.76
0058 119TH DISTRICT ATTY FORFEITURE 00583700 43701						
DEPOSITORY INTEREST	-20.04	00583700	.00	11.06	-11.06	-31.10
TOTALS FOR FUND 0058						
119TH DISTRICT ATTY FORFEITURE	-20.04		.00	11.06	-11.06	-31.10
0059 119TH DA OUTERCOUNTY 00593700 43701						
DEPOSITORY INTEREST	.00	00593700	.00	6.81	-6.81	-6.81
TOTALS FOR FUND 0059						
119TH DA OUTERCOUNTY	.00		.00	6.81	-6.81	-6.81
0065 CSCD BASIC SUPERVISION 00653700 43701						
DEPOSITORY INTEREST	-2,348.16	00653700	.00	1,707.95	-1,707.95	-4,056.11
TOTALS FOR FUND 0065						
CSCD BASIC SUPERVISION	-2,348.16		.00	1,707.95	-1,707.95	-4,056.11
0073 GRAFFITI ERADICATION 00733700 43701						
DEPOSITORY INTEREST	-.47	00733700	.00	.27	-.27	-.74
TOTALS FOR FUND 0073						
GRAFFITI ERADICATION	-.47		.00	.27	-.27	-.74
0082 JUDICIAL EFFICIENCY 00823700 43701						
DEPOSITORY INTEREST	-27.04	00823700	.00	19.65	-19.65	-46.69
TOTALS FOR FUND 0082						
JUDICIAL EFFICIENCY	-27.04		.00	19.65	-19.65	-46.69
0089 COB INTEREST & SINKING 00893700 43701						
DEPOSITORY INTEREST	-680.95	00893700	.00	419.78	-419.78	-1,100.73

12

ACCOUNT SUMMARY TRIAL BALANCE FOR FY22/APR TO JUN

FUND 0095

ACCOUNT ACCOUNT NAME	BEG. BALANCE	ORG	DEBITS	CREDITS	NET CHANGE	END BALANCE
TOTALS FOR FUND 0089						
COB INTEREST & SINKING	-680.95		.00	419.78	-419.78	-1,100.73
0095 PAYROLL						
00953700 43701		00953700				
DEPOSITORY INTEREST	.00		56.87	56.87	.00	.00
TOTALS FOR FUND 0095						
PAYROLL	.00		56.87	56.87	.00	.00
0097 SHERIFF LEOSE						
00973700 43701		00973700				
DEPOSITORY INTEREST	-21.48		.00	10.83	-10.83	-32.31
TOTALS FOR FUND 0097						
SHERIFF LEOSE	-21.48		.00	10.83	-10.83	-32.31
0100 COUNTY ATTORNEY LEOSE						
01003700 43701		01003700				
DEPOSITORY INTEREST	-.42		.00	.48	-.48	-.90
TOTALS FOR FUND 0100						
COUNTY ATTORNEY LEOSE	-.42		.00	.48	-.48	-.90
0102 CONSTABLE #1 LEOSE						
01023700 43701		01023700				
DEPOSITORY INTEREST	-2.55		.00	1.66	-1.66	-4.21
TOTALS FOR FUND 0102						
CONSTABLE #1 LEOSE	-2.55		.00	1.66	-1.66	-4.21
0103 CONSTABLE #2 LEOSE						
01033700 43701		01033700				
DEPOSITORY INTEREST	-6.18		.00	3.74	-3.74	-9.92
TOTALS FOR FUND 0103						
CONSTABLE #2 LEOSE	-6.18		.00	3.74	-3.74	-9.92
0104 CONSTABLE #3 LEOSE						
01043700 43701		01043700				
DEPOSITORY INTEREST	-2.67		.00	1.75	-1.75	-4.42
TOTALS FOR FUND 0104						
CONSTABLE #3 LEOSE	-2.67		.00	1.75	-1.75	-4.42
0105 CONSTABLE #4 LEOSE						
01053700 43701		01053700				
DEPOSITORY INTEREST	-1.38		.00	.91	-.91	-2.29

13

ACCOUNT SUMMARY TRIAL BALANCE FOR FY22/APR TO JUN

FUND 0110

ACCOUNT ACCOUNT NAME	BEG. BALANCE	ORG	DEBITS	CREDITS	NET CHANGE	END BALANCE
TOTALS FOR FUND 0105						
CONSTABLE #4 LEOSE	-1.38		.00	.91	-.91	-2.29
0110 JUVENILE DEFERRED PROCESSING						
01103700 43701		01103700				
DEPOSITORY INTEREST	-31.52		.00	18.34	-18.34	-49.86
TOTALS FOR FUND 0110						
JUVENILE DEFERRED PROCESSING	-31.52		.00	18.34	-18.34	-49.86
0111 EXCESS CONTRIBUTIONS						
01113700 43701		01113700				
DEPOSITORY INTEREST	-14.69		.00	9.05	-9.05	-23.74
TOTALS FOR FUND 0111						
EXCESS CONTRIBUTIONS	-14.69		.00	9.05	-9.05	-23.74
0114 CHILD SAFETY FEE COUNTY SHARE						
01143700 43701		01143700				
DEPOSITORY INTEREST	-28.10		.00	15.74	-15.74	-43.84
TOTALS FOR FUND 0114						
CHILD SAFETY FEE COUNTY SHARE	-28.10		.00	15.74	-15.74	-43.84
0117 JUVENILE UNCLAIMED RESTITUTION						
01173700 43701		01173700				
DEPOSITORY INTEREST	-3.89		.00	2.16	-2.16	-6.05
TOTALS FOR FUND 0117						
JUVENILE UNCLAIMED RESTITUTION	-3.89		.00	2.16	-2.16	-6.05
0120 2018 COB CAPITAL PROJECTS						
01203700 43701		01203700				
DEPOSITORY INTEREST	-203.67		.00	19.66	-19.66	-223.33
01203700 43705		01203700				
TEXAS CLASS INTEREST	-221.97		.00	193.73	-193.73	-415.70
TOTALS FOR FUND 0120						
2018 COB CAPITAL PROJECTS	-425.64		.00	213.39	-213.39	-639.03
0401 SHERIFF FORFEITURE						
04013700 43701		04013700				
DEPOSITORY INTEREST	-130.03		.00	85.64	-85.64	-215.67
TOTALS FOR FUND 0401						
SHERIFF FORFEITURE	-130.03		.00	85.64	-85.64	-215.67
0509 PRIOR YR INTEREST REGIONAL						
05093700 43701		05093700				
DEPOSITORY INTEREST	-103.60		.00	69.26	-69.26	-172.86

14

ACCOUNT SUMMARY TRIAL BALANCE FOR FY22/APR TO JUN
 FUND 0517

ACCOUNT ACCOUNT NAME	BEG. BALANCE	ORG	DEBITS	CREDITS	NET CHANGE	END BALANCE
TOTALS FOR FUND 0509						
PRIOR YR INTEREST REGIONAL	-103.60		.00	69.26	-69.26	-172.86
0517 TITLE IV E INT COKE						
05173700 43701		05173700				
DEPOSITORY INTEREST	-100.54		.00	61.45	-61.45	-161.99
TOTALS FOR FUND 0517						
TITLE IV E INT COKE	-100.54		.00	61.45	-61.45	-161.99
0597 TITLE IV E INT TGC						
05973700 43701		05973700				
DEPOSITORY INTEREST	-830.58		.00	504.34	-504.34	-1,334.92
TOTALS FOR FUND 0597						
TITLE IV E INT TGC	-830.58		.00	504.34	-504.34	-1,334.92
0599 PRIOR YR INTEREST TGC						
05993700 43701		05993700				
DEPOSITORY INTEREST	-159.68		.00	130.47	-130.47	-290.15
TOTALS FOR FUND 0599						
PRIOR YR INTEREST TGC	-159.68		.00	130.47	-130.47	-290.15
0699 BLOCK GRANTS						
06993350 43701 20050		06993350				
DEPOSITORY INTEREST	.00		.00	88.91	-88.91	-88.91
TOTALS FOR FUND 0699						
BLOCK GRANTS	.00		.00	88.91	-88.91	-88.91
REPORT TOTALS	-30,448.65		145.78	74,817.08	-74,671.30	-105,119.95
** END OF REPORT - Generated by DIANNA SPIEKER **						

15

Texas State Bank and Wells Fargo Bank

Certificates of Deposits (CD's) Investments GC 2256.023

The Excel Spreadsheet includes the CD Name, Rate, Maturity Date, Cost and Market Value for each individual CD purchased. GC 2256.023 (b) (5) (6)

All CD's are purchased utilizing Fund 0001 – General Fund. GC 2256.023 (b) (7)

Broker	Bank	FUND	Maturity Date	FDIC Cert	Holding bank	\$	3,434,000.00	CUSIP	Settlement date	Yield	Price	Interest - Purchase
Trust	Texas State	1-General	08/25/22	35141	BMW Bank North America	\$	249,000.00	CD2K2331Y	08/25/20	0.35	100.00	Zero
Trust	Texas State	1-General	09/08/22	58457	Tristate Capital Bank - NJ	\$	44,000.00	CDV76207Q	09/08/20	0.35	100.00	Zero
Trust	Texas State	1-General	09/14/22	58457	Tristate Capital Bank - PA	\$	200,000.00	CDV76558C	09/14/20	0.35	100.00	Zero
Trust	Texas State	1-General	09/23/22	34589	Atlantic Union Bank - VA	\$	249,000.00	CD0T1196H	09/23/20	0.25	100.00	Zero
Trust	Texas State	1-General	10/27/22	9396	Valley National Bank - Nj	\$	249,000.00	CDX74343N	10/27/20	0.30	100.00	Zero
Trust	Texas State	1-General	10/28/22	90211	Hingham Inst SVGS - MA	\$	249,000.00	CDE49208B	10/28/20	0.25	100.00	Zero
Trust	Texas State	1-General	11/05/22	34888	Parker Bank - NJ	\$	47,000.00	CDR62916H	11/05/20	0.35	100.00	Zero
Trust	Texas State	1-General	01/30/23	60269	Green State CU -IA	\$	249,000.00	CDE66557V	01/31/22	0.57	100.00	Zero
Trust	Texas State	1-General	03/08/23	20624	Byline Bank - IL	\$	249,000.00	CD2L4102F	03/08/21	0.19	100.00	Zero
Trust	Texas State	1-General	03/08/23	57071	Georgia Banking Co - GA	\$	249,000.00	CDA67995D	03/08/21	0.25	100.00	Zero
Trust	Texas State	1-General	03/29/23	4256	First National Bank Damar -ME	\$	249,000.00	CDA36834T	03/30/22	0.98	100.00	Zero
Trust	Texas State	1-General	04/09/23	17431	Stone Bank - AR	\$	249,000.00	CDT27330K	04/09/21	0.21	100.00	Zero
Trust	Texas State	1-General	03/03/24	25093	Habib American Bank - NY	\$	155,000.00	CDD90454V	03/04/22	1.36	100.00	Zero
Trust	Texas State	1-General	03/31/24	33492	Crescent Bk & Trust - LA	\$	249,000.00	CD5R1958H	03/31/22	2.05	100.00	Zero
Trust	Texas State	1-General	03/31/24	57512	Western Alliance BK - AZ	\$	249,000.00	CD0E7407N	03/31/22	2.00	100.00	Zero
Trust	Texas State	1-General	04/07/24	1435	Exchange Bank - NE	\$	249,000.00	CDCV8192K	04/08/22	1.97	100.00	Zero

(17)

Broker	Bank	FUND	Maturity Date	FDIC Cert	Holding bank	\$	9,386,000.00	CUSIP	Settlement date	Yield	Purchase Price	Price	Interest - Purchase	Coupon Pays
FY22	Hilltop	Wells Fargo	1-General	09/12/22	34294 CFG COMMUNITY BANK	\$	249,000.00	12527CEV0	07/12/22	1.750	\$ 249,000.00	100.00	Zero	IAM
FY22	Hilltop	Wells Fargo	1-General	09/23/22	873 SYNOVUS BANK GA	\$	249,000.00	87164DTP5	07/22/22	1.500	\$ 249,000.00	100.00	Zero	IAM
FY22	Hilltop	Wells Fargo	1-General	09/27/22	17943 LIBERTY BK/MIDDLETOWN CT	\$	248,000.00	53021LAK3	06/27/22	1.80	\$ 248,000.00	100.00	Zero	IAM
FY22	Hilltop	Wells Fargo	1-General	09/27/22	34953 NORTHPOINTE BANK	\$	248,000.00	666613KD5	06/27/22	2.00	\$ 248,000.00	100.00	Zero	IAM
FY23	Hilltop	Wells Fargo	1-General	10/03/22	57368 BANKWELL BANK	\$	248,000.00	06654BDM0	07/01/22	1.80	\$ 248,000.00	100.00	Zero	IAM
FY23	Hilltop	Wells Fargo	1-General	10/12/22	8056 MERCHANTS BNK OF INDIANA	\$	248,000.00	588493NG7	07/12/22	2.000	\$ 248,000.00	100.00	Zero	IAM
FY23	Hilltop	Wells Fargo	1-General	10/21/22	11785 Caldwell Bk & Trust Co	\$	248,000.00	128829AK4	06/22/22	1.30	\$ 248,000.00	100.00	Zero	IAM
FY23	Hilltop	Wells Fargo	1-General	10/24/22	57777 MERIDIAN BANK	\$	248,000.00	58598PJ54	07/22/22	1.750	\$ 248,000.00	100.00	Zero	IAM
FY23	Hilltop	Wells Fargo	1-General	10/24/22	57857 Timberland Bank	\$	248,000.00	88713SBV2	06/24/22	1.60	\$ 248,000.00	100.00	Zero	IAM
FY23	Hilltop	Wells Fargo	1-General	10/28/22	16249 DEVON BANK/CHICAGO IL	\$	249,000.00	251795BB5	06/28/22	2.00	\$ 249,000.00	100.00	Zero	IAM
FY23	Hilltop	Wells Fargo	1-General	11/22/22	58648 Crossfirst Bank	\$	248,000.00	22766AGV1	06/22/22	1.45	\$ 248,000.00	100.00	Zero	12
FY23	Hilltop	Wells Fargo	1-General	12/19/22	57957 Citizens Bank NA/RI	\$	247,000.00	175024KNV2	06/22/22	1.90	\$ 247,000.00	100.00	Zero	IAM
FY23	Hilltop	Wells Fargo	1-General	12/23/22	14769 DMB Community Bank	\$	249,000.00	23322GXW2	06/23/22	1.75	\$ 249,000.00	100.00	Zero	IAM
FY23	Hilltop	Wells Fargo	1-General	12/23/22	6672 Fifth Third Bank	\$	247,000.00	316777XS5	06/23/22	1.80	\$ 247,000.00	100.00	Zero	IAM
FY23	Hilltop	Wells Fargo	1-General	12/27/22	28533 First Bank of Richmond	\$	247,000.00	319267J78	06/24/22	1.75	\$ 247,000.00	100.00	Zero	IAM
FY23	Hilltop	Wells Fargo	1-General	12/28/22	3890 Simmons Bank/Pine Bluff	\$	249,000.00	82869ABN4	06/28/22	2.00	\$ 249,000.00	100.00	Zero	IAM
FY23	Hilltop	Wells Fargo	1-General	02/21/23	24045 Pacific Western Bank	\$	247,000.00	69506YSV2	05/18/22	1.55	\$ 247,000.00	100.00	Zero	IAM
FY23	Hilltop	Wells Fargo	1-General	03/24/23	16571 BMO HARRIS BANK NA	\$	245,000.00	05600XGL8	06/24/22	2.30	\$ 245,000.00	100.00	Zero	IAM
FY23	Hilltop	Wells Fargo	1-General	03/24/23	58410 CROSS RIVER BANK	\$	245,000.00	227563BR3	06/24/22	2.30	\$ 245,000.00	100.00	Zero	IAM
FY23	Hilltop	Wells Fargo	1-General	03/29/23	20234 CITY NATIONAL BANK OF FL	\$	245,000.00	17801DEV4	06/29/22	2.20	\$ 245,000.00	100.00	Zero	IAM
FY23	Hilltop	Wells Fargo	1-General	04/13/23	12855 Farmers State Bank IA	\$	246,000.00	31034RQG2	05/13/22	1.55	\$ 246,000.00	100.00	Zero	6,12
FY23	Hilltop	Wells Fargo	1-General	04/20/23	5486 FIRSTBANK OF NEBRASKA	\$	249,000.00	33767NAG8	07/20/22	2.250	\$ 249,000.00	100.00	Zero	12
FY23	Hilltop	Wells Fargo	1-General	04/21/23	57825 TRUXTON TRUST CO	\$	249,000.00	89846HAX1	07/21/22	2.300	\$ 249,000.00	100.00	Zero	12
FY23	Hilltop	Wells Fargo	1-General	05/18/23	4865 Sandy Spring Bank	\$	245,000.00	800364EB3	05/18/22	2.00	\$ 245,000.00	100.00	Zero	IAM
FY23	Hilltop	Wells Fargo	1-General	05/25/23	58979 Bank United NA	\$	244,000.00	066519SN0	05/22/22	2.10	\$ 244,000.00	100.00	Zero	IAM
FY23	Hilltop	Wells Fargo	1-General	05/25/23	1678 Plains Commerce Bank	\$	245,000.00	72651LDA9	05/25/22	1.95	\$ 245,000.00	100.00	Zero	IAM
FY23	Hilltop	Wells Fargo	1-General	05/26/23	32992 Morgan Stanley Bank NA	\$	244,000.00	61690UJ76	05/26/22	2.05	\$ 244,000.00	100.00	Zero	IAM
FY23	Hilltop	Wells Fargo	1-General	07/13/23	57203 BARCLAYS BANK/DELAWARE	\$	243,000.00	06740KQU4	07/13/22	2.700	\$ 243,000.00	100.00	Zero	IAM
FY23	Hilltop	Wells Fargo	1-General	07/13/23	57565 UBS BANK USA	\$	249,000.00	90348J4H0	07/13/22	2.800	\$ 249,000.00	100.00	Zero	12
FY23	Hilltop	Wells Fargo	1-General	07/14/23	16068 APPLE BANK FOR SAVINGS	\$	243,000.00	03784JTH7	07/15/22	2.700	\$ 243,000.00	100.00	Zero	IAM
FY23	Hilltop	Wells Fargo	1-General	08/23/23	32574 Beal Bank TX	\$	247,000.00	07371AY56	05/25/22	2.00	\$ 247,000.00	100.00	Zero	6,12
FY23	Hilltop	Wells Fargo	1-General	08/28/23	35583 Pinnacle Bank TN	\$	249,000.00	72345SKV2	05/27/22	2.15	\$ 249,000.00	100.00	Zero	Monthly
FY24	Hilltop	Wells Fargo	1-General	11/06/23	57803 ALLY Bank	\$	247,000.00	02007GQK2	05/05/22	2.00	\$ 247,000.00	100.00	Zero	6,12
FY24	Hilltop	Wells Fargo	1-General	11/06/23	27471 American Express NATL BK BROK	\$	247,000.00	02589ACG5	05/04/22	2.10	\$ 247,000.00	100.00	Zero	6,12
FY24	Hilltop	Wells Fargo	1-General	11/13/23	33124 Goldman Sachs BK USA	\$	247,000.00	38149M6U2	05/11/22	2.10	\$ 247,000.00	100.00	Zero	6,12
FY24	Hilltop	Wells Fargo	1-General	11/20/23	28359 OceanFirst Bank NA	\$	247,000.00	67523TAS2	05/20/22	2.25	\$ 247,000.00	100.00	Zero	6,12
FY24	Hilltop	Wells Fargo	1-General	11/22/23	5649 Discover Bank	\$	247,000.00	256473E28	05/24/22	2.30	\$ 247,000.00	100.00	Zero	6,12
FY24	Hilltop	Wells Fargo	1-General	11/27/23	34221 Morgan Stanley PVT Bank	\$	246,000.00	61768EJT1	05/26/22	2.40	\$ 246,000.00	100.00	Zero	IAM